



Location: CMA1b - Oil Street Site Office

Report on 24-hour TSP monitoring

Action Level ($\mu\text{g}/\text{m}^3$) - 176.7

Limit Level ($\mu\text{g}/\text{m}^3$) - 260

Date	Sampling Time	Weather Condition	Filter paper no.	Filter Weight, g		Elapse Time, hr		Sampling Time, hr	Flow Rate, m^3/min			Total Volume, m^3	TSP Level, $\mu\text{g}/\text{m}^3$
				Initial	Final	Initial	Final		Initial, Q_{si}	Final, Q_{sf}	Average		
28-Mar-14	8:00	Rainy	008022	2.8269	2.9722	4326.77	4350.77	24.00	1.41	1.41	1.41	2029	72
4-Apr-14	11:25	Cloudy	008381	2.8528	3.0341	4383.77	4407.78	24.01	1.38	1.38	1.38	1983	91
9-Apr-14	8:00	Rainy	008384	2.8522	2.9396	4407.78	4431.78	24.00	1.30	1.30	1.30	1877	47
15-Apr-14	8:00	Fine	008391	2.8398	3.0245	4434.78	4458.78	24.00	1.34	1.34	1.34	1928	96
21-Apr-14	8:00	Rainy	008350	2.8492	2.9913	4461.78	4485.78	24.00	1.37	1.37	1.37	1975	72

Remarks: Due to electricity interruption, the 24hr TSP monitoring was rescheduled from 3 April 2014 to 4 April 2014

Report on 1-hour TSP monitoring

Action Level ($\mu\text{g}/\text{m}^3$) - 320.1

Limit Level ($\mu\text{g}/\text{m}^3$) - 500

Date	Sampling Time	Weather Condition	Filter paper no.	Filter Weight, g		Elapse Time, hr		Sampling Time, hr	Flow Rate, m^3/min			Total Volume, m^3	TSP Level, $\mu\text{g}/\text{m}^3$
				Initial	Final	Initial	Final		Initial, Q_{si}	Final, Q_{sf}	Average		
29-Mar-14	9:46	Rainy	008301	2.8446	2.8637	4350.77	4351.77	1.00	1.37	1.37	1.37	82	232
29-Mar-14	13:05	Rainy	006413	2.6532	2.6754	4351.77	4352.77	1.00	1.37	1.37	1.37	82	269
29-Mar-14	14:10	Rainy	008361	2.8473	2.8493	4352.77	4353.77	1.00	1.37	1.37	1.37	82	24
4-Apr-14	8:05	Cloudy	008376	2.8702	2.8789	4380.77	4381.77	1.00	1.34	1.34	1.34	80	108
4-Apr-14	9:08	Cloudy	008377	2.8487	2.8561	4381.77	4382.77	1.00	1.38	1.38	1.38	83	90
4-Apr-14	10:20	Cloudy	008380	2.8602	2.8653	4382.77	4383.77	1.00	1.34	1.34	1.34	80	63
10-Apr-14	8:02	Rainy	008385	2.8443	2.8469	4431.78	4432.78	1.00	1.30	1.30	1.30	78	33
10-Apr-14	9:06	Rainy	008387	2.8519	2.8548	4432.78	4433.78	1.00	1.37	1.37	1.37	82	35
10-Apr-14	10:08	Rainy	008389	2.8420	2.8440	4433.78	4434.78	1.00	1.34	1.34	1.34	80	25
16-Apr-14	8:02	Fine	008344	2.8616	2.8732	4458.78	4459.78	1.00	1.34	1.34	1.34	80	144
16-Apr-14	9:10	Fine	008346	2.8675	2.8780	4459.78	4460.78	1.00	1.34	1.34	1.34	80	131
16-Apr-14	10:16	Fine	008348	2.8538	2.8620	4460.78	4461.78	1.00	1.34	1.34	1.34	80	102
22-Apr-14	11:00	Rainy	008623	2.8389	2.8470	4485.78	4486.78	1.00	1.37	1.37	1.37	82	98
22-Apr-14	13:05	Rainy	008329	2.8545	2.8610	4486.78	4487.78	1.00	1.37	1.37	1.37	82	79
22-Apr-14	14:34	Rainy	008331	2.8579	2.8645	4487.78	4488.78	1.00	1.37	1.37	1.37	82	80



Location: CMA2a - Causeway Bay Community Centre

Report on 24-hour TSP monitoring
 Action Level ($\mu\text{g}/\text{m}^3$) - 169.5
 Limit Level ($\mu\text{g}/\text{m}^3$) - 260

Date	Sampling Time	Weather Condition	Filter paper no.	Filter Weight, g		Elapse Time, hr		Sampling Time, hr	Flow Rate, m^3/min			Total Volume, m^3	TSP Level, $\mu\text{g}/\text{m}^3$
				Initial	Final	Initial	Final		Initial, Q_{si}	Final, Q_{sf}	Average		
28-Mar-14	8:00	Rainy	008023	2.8382	2.9582	14037.22	14061.22	24.00	1.34	1.34	1.34	1929	62
3-Apr-14	8:00	Rainy	008363	2.8463	2.9097	14091.29	14115.29	24.00	1.30	1.30	1.30	1876	34
9-Apr-14	8:00	Rainy	008382	2.8579	2.9246	14118.29	14142.29	24.00	1.30	1.30	1.30	1873	36
15-Apr-14	8:00	Fine	008342	2.8551	3.0090	14145.29	14169.29	24.00	1.30	1.30	1.30	1873	82
21-Apr-14	8:00	Rainy	008349	2.8542	2.9960	14172.30	14196.30	24.00	1.38	1.38	1.38	1983	72

Report on 1-hour TSP monitoring
 Action Level ($\mu\text{g}/\text{m}^3$) - 323.4
 Limit Level ($\mu\text{g}/\text{m}^3$) - 500

Date	Sampling Time	Weather Condition	Filter paper no.	Filter Weight, g		Elapse Time, hr		Sampling Time, hr	Flow Rate, m^3/min			Total Volume, m^3	TSP Level, $\mu\text{g}/\text{m}^3$
				Initial	Final	Initial	Final		Initial, Q_{si}	Final, Q_{sf}	Average		
29-Mar-14	10:50	Rainy	008300	2.8324	2.8424	14061.22	14062.22	1.00	1.38	1.38	1.38	83	121
29-Mar-14	13:03	Rainy	006414	2.7470	2.7535	14062.22	14063.22	1.00	1.38	1.38	1.38	83	79
29-Mar-14	14:08	Rainy	008360	2.8460	2.8530	14063.22	14064.22	1.00	1.38	1.38	1.38	83	85
4-Apr-14	8:02	Cloudy	008375	2.8633	2.8681	14115.29	14116.29	1.00	1.30	1.30	1.30	78	61
4-Apr-14	9:05	Cloudy	008378	2.8540	2.8585	14116.29	14117.29	1.00	1.30	1.30	1.30	78	58
4-Apr-14	10:10	Cloudy	008379	2.8584	2.8666	14117.29	14118.29	1.00	1.30	1.30	1.30	78	105
10-Apr-14	8:03	Rainy	008386	2.8576	2.8588	14142.29	14143.29	1.00	1.30	1.30	1.30	78	15
10-Apr-14	9:05	Rainy	008388	2.8457	2.8465	14143.29	14144.29	1.00	1.30	1.30	1.30	78	10
10-Apr-14	10:15	Rainy	008390	2.8320	2.8332	14144.29	14145.29	1.00	1.30	1.30	1.30	78	15
16-Apr-14	8:02	Fine	008343	2.8620	2.8670	14169.30	14170.30	1.00	1.30	1.30	1.30	78	64
16-Apr-14	9:05	Fine	008345	2.8569	2.8618	14170.30	14171.30	1.00	1.30	1.30	1.30	78	63
16-Apr-14	10:10	Fine	008347	2.8568	2.8631	14171.30	14172.30	1.00	1.30	1.30	1.30	78	81
22-Apr-14	11:03	Rainy	008327	2.8524	2.8595	14196.30	14197.30	1.00	1.30	1.30	1.30	78	91
22-Apr-14	13:10	Rainy	008328	2.8582	2.8648	14197.30	14198.30	1.00	1.30	1.30	1.30	78	85
22-Apr-14	14:50	Rainy	008330	2.8594	2.8663	14198.30	14199.30	1.00	1.30	1.30	1.30	78	89



Location: CMA3a - CWB PRE Site Office Area

Report on 24-hour TSP monitoring
Action Level ($\mu\text{g}/\text{m}^3$) - 171
Limit Level ($\mu\text{g}/\text{m}^3$) - 260

Date	Sampling Time	Weather Condition	Filter paper no.	Filter Weight, g		Elapse Time, hr		Sampling Time, hr	Flow Rate, m^3/min			Total Volume, m^3	TSP Level, $\mu\text{g}/\text{m}^3$
				Initial	Final	Initial	Final		Initial, Q_{si}	Final, Q_{sf}	Average		
28-Mar-14	8:00	Rainy	008158	2.8236	2.9319	1438.86	1462.86	24.00	1.36	1.36	1.36	1965	55
3-Apr-14	8:00	Rainy	008169	2.8299	2.9228	1492.86	1516.86	24.00	1.40	1.40	1.40	2017	46
10-Apr-14	14:30	Rainy	008358	2.8574	2.9504	1524.84	1548.84	24.00	1.26	1.26	1.26	1809	51
15-Apr-14	8:00	Fine	008264	2.8364	2.9402	1523.84	1547.84	24.00	1.33	1.33	1.33	1916	54
21-Apr-14	8:00	Rainy	008440	2.8591	3.0428	1550.84	1574.84	24.00	1.37	1.36	1.37	1966	93

Remarks: Due to electricity interruption, the 24hr TSP monitoring was rescheduled from 9 April 2014 to 10 April 2014

Report on 1-hour TSP monitoring
Action Level ($\mu\text{g}/\text{m}^3$) - 311.3
Limit Level ($\mu\text{g}/\text{m}^3$) - 500

Date	Sampling Time	Weather Condition	Filter paper no.	Filter Weight, g		Elapse Time, hr		Sampling Time, hr	Flow Rate, m^3/min			Total Volume, m^3	TSP Level, $\mu\text{g}/\text{m}^3$
				Initial	Final	Initial	Final		Initial, Q_{si}	Final, Q_{sf}	Average		
29-Mar-14	13:27	Rainy	008308	2.8245	2.8286	1462.86	1463.86	1.00	1.36	1.36	1.36	82	50
29-Mar-14	14:46	Rainy	008170	2.8198	2.8281	1463.86	1464.86	1.00	1.36	1.36	1.36	82	101
29-Mar-14	15:53	Rainy	008161	2.8317	2.8458	1464.86	1465.86	1.00	1.36	1.36	1.36	82	172
4-Apr-14	8:05	Cloudy	008322	2.8618	2.8700	1516.86	1517.86	1.00	1.40	1.40	1.40	84	98
4-Apr-14	9:10	Cloudy	008324	2.8525	2.8619	1517.86	1518.86	1.00	1.40	1.40	1.40	84	112
4-Apr-14	10:30	Cloudy	008325	2.8521	2.8602	1518.86	1519.86	1.00	1.40	1.40	1.40	84	96
10-Apr-14	9:05	Rainy	008353	2.8562	2.8588	1520.84	1521.84	1.00	1.30	1.30	1.30	78	33
10-Apr-14	10:10	Rainy	008356	2.8403	2.8440	1521.84	1522.84	1.00	1.33	1.33	1.33	80	46
10-Apr-14	13:00	Rainy	008357	2.8438	2.8469	1522.84	1523.84	1.00	1.37	1.37	1.37	82	38
16-Apr-14	9:30	Fine	008619	2.8301	2.8415	1547.84	1548.84	1.00	1.37	1.37	1.37	82	139
16-Apr-14	10:33	Fine	008437	2.8560	2.8672	1548.84	1549.84	1.00	1.37	1.37	1.37	82	137
16-Apr-14	13:00	Fine	008439	2.8406	2.8530	1549.84	1550.84	1.00	1.37	1.37	1.37	82	151
22-Apr-14	9:20	Rainy	008239	2.8411	2.8590	1574.84	1575.84	1.00	1.37	1.37	1.37	82	217
22-Apr-14	11:00	Rainy	008474	2.8548	2.8657	1575.84	1576.84	1.00	1.37	1.37	1.37	82	132
22-Apr-14	14:00	Rainy	008241	2.8334	2.8483	1576.84	1577.84	1.00	1.37	1.37	1.37	82	181



Location: CMA4a - SPCA

Report on 24-hour TSP monitoring

Action Level ($\mu\text{g}/\text{m}^3$) - 171.2

Limit Level ($\mu\text{g}/\text{m}^3$) - 260

Date	Sampling Time	Weather Condition	Filter paper no.	Filter Weight, g		Elapse Time, hr		Sampling Time, hr	Flow Rate, m^3/min			Total Volume, m^3	TSP Level, $\mu\text{g}/\text{m}^3$
				Initial	Final	Initial	Final		Initial, Q_{si}	Final, Q_{sf}	Average		
28-Mar-14	8:00	Rainy	008157	2.8290	3.0378	18240.01	18264.01	24.00	1.33	1.33	1.33	1916	109
3-Apr-14	8:00	Rainy	008162	2.8301	2.9537	18294.00	18318.00	24.00	1.30	1.30	1.30	1867	66
9-Apr-14	8:00	Rainy	008359	2.8485	2.9631	18323.99	18347.99	24.00	1.26	1.26	1.26	1810	63
15-Apr-14	8:00	Fine	008423	2.8504	2.9509	18347.99	18371.99	24.00	1.29	1.29	1.29	1864	54
22-Apr-14	15:03	Rainy	008396	2.8577	3.0468	18402.00	18426.00	24.00	1.29	1.29	1.29	1860	102

Remarks: Due to electricity interruption, the 24hr TSP monitoring was rescheduled from 21 April 2014 to 22 April 2014

Report on 1-hour TSP monitoring

Action Level ($\mu\text{g}/\text{m}^3$) - 312.5

Limit Level ($\mu\text{g}/\text{m}^3$) - 500

Date	Sampling Time	Weather Condition	Filter paper no.	Filter Weight, g		Elapse Time, hr		Sampling Time, hr	Flow Rate, m^3/min			Total Volume, m^3	TSP Level, $\mu\text{g}/\text{m}^3$
				Initial	Final	Initial	Final		Initial, Q_{si}	Final, Q_{sf}	Average		
29-Mar-14	8:43	Rainy	008307	2.8361	2.8464	18264.01	18265.01	1.00	1.29	1.29	1.29	78	133
29-Mar-14	9:51	Rainy	008167	2.8286	2.8369	18265.01	18266.01	1.00	1.29	1.29	1.29	78	107
29-Mar-14	10:56	Rainy	008168	2.8393	2.8469	18266.01	18267.01	1.00	1.29	1.29	1.29	78	98
4-Apr-14	8:30	Cloudy	008321	2.8580	2.8635	18318.00	18319.00	1.00	1.30	1.30	1.30	78	71
4-Apr-14	9:36	Cloudy	008323	2.8502	2.8589	18319.00	18320.00	1.00	1.30	1.30	1.30	78	112
4-Apr-14	10:40	Cloudy	008434	2.8470	2.8497	18320.00	18321.00	1.00	1.30	1.30	1.30	78	35
10-Apr-14	8:50	Rainy	008352	2.8478	2.8495	18320.99	18321.99	1.00	1.29	1.29	1.29	78	22
10-Apr-14	9:52	Rainy	008354	2.8549	2.8587	18321.99	18322.99	1.00	1.29	1.29	1.29	78	49
10-Apr-14	10:55	Rainy	008355	2.8299	2.8334	18322.99	18323.99	1.00	1.29	1.29	1.29	78	45
16-Apr-14	9:40	Fine	008618	2.8333	2.8412	18371.99	18372.99	1.00	1.29	1.29	1.29	78	102
16-Apr-14	10:50	Fine	008436	2.8535	2.8587	18372.99	18373.99	1.00	1.29	1.29	1.29	78	67
16-Apr-14	13:00	Fine	008438	2.8483	2.8542	18373.99	18374.99	1.00	1.29	1.29	1.29	78	76
22-Apr-14	9:00	Rainy	008238	2.8410	2.8474	18399.00	18400.00	1.00	1.29	1.29	1.29	77	83
22-Apr-14	10:45	Rainy	008240	2.8308	2.8371	18400.00	18401.00	1.00	1.29	1.29	1.29	77	81
22-Apr-14	13:50	Rainy	008243	2.8359	2.8431	18401.00	18402.00	1.00	1.29	1.29	1.29	77	93



Location: CMA5a - Children Garden opposite to Pedestrian Plaza

Report on 24-hour TSP monitoring

Action Level ($\mu\text{g}/\text{m}^3$) - 181
Limit Level ($\mu\text{g}/\text{m}^3$) - 260

Date	Sampling Time	Weather Condition	Filter paper no.	Filter Weight, g		Elapse Time, hr		Sampling Time, hr	Flow Rate, m^3/min			Total Volume, m^3	TSP Level, $\mu\text{g}/\text{m}^3$
				Initial	Final	Initial	Final		Initial, Q_{si}	Final, Q_{sf}	Average		
28-Mar-14	8:00	Rainy	008309	2.8404	2.9258	19244.18	19268.18	24.00	1.34	1.34	1.34	1928	44
3-Apr-14	8:00	Rainy	008139	2.8127	2.9205	19298.21	19322.21	24.00	1.38	1.38	1.38	1983	54
9-Apr-14	8:00	Rainy	008452	2.8508	2.9472	19325.20	19349.20	24.00	1.37	1.37	1.37	1980	49
15-Apr-14	8:00	Fine	008443	2.8532	3.1123	19352.19	19376.19	24.00	1.38	1.37	1.37	1980	131
21-Apr-14	8:00	Rainy	008794	2.8505	3.0426	19379.20	19403.20	24.00	1.34	1.34	1.34	1925	100

Report on 1-hour TSP monitoring

Action Level ($\mu\text{g}/\text{m}^3$) - 332
Limit Level ($\mu\text{g}/\text{m}^3$) - 500

Date	Sampling Time	Weather Condition	Filter paper no.	Filter Weight, g		Elapse Time, hr		Sampling Time, hr	Flow Rate, m^3/min			Total Volume, m^3	TSP Level, $\mu\text{g}/\text{m}^3$
				Initial	Final	Initial	Final		Initial, Q_{si}	Final, Q_{sf}	Average		
29-Mar-14	8:23	Rainy	008306	2.8381	2.8436	19268.18	19269.18	1.00	1.34	1.34	1.34	80	68
29-Mar-14	9:28	Rainy	008135	2.8178	2.8253	19269.18	19270.18	1.00	1.34	1.34	1.34	80	93
29-Mar-14	10:45	Rainy	008147	2.8087	2.8284	19270.18	19271.18	1.00	1.34	1.34	1.34	80	245
4-Apr-14	8:24	Cloudy	008558	2.8398	2.8475	19322.20	19323.20	1.00	1.38	1.38	1.38	83	93
4-Apr-14	9:30	Cloudy	008450	2.8528	2.8620	19323.20	19324.20	1.00	1.31	1.31	1.31	78	117
4-Apr-14	10:35	Cloudy	008451	2.8505	2.8607	19324.20	19325.20	1.00	1.31	1.31	1.31	78	130
10-Apr-14	8:40	Rainy	008815	2.8569	2.8580	19349.20	19350.20	1.00	1.37	1.37	1.37	82	13
10-Apr-14	9:45	Rainy	008441	2.8556	2.8564	19350.20	19351.20	1.00	1.37	1.37	1.37	82	10
10-Apr-14	10:55	Rainy	008442	2.8687	2.8696	19351.20	19352.20	1.00	1.37	1.37	1.37	82	11
16-Apr-14	9:55	Fine	008228	2.8372	2.8480	19376.20	19377.20	1.00	1.37	1.37	1.37	82	131
16-Apr-14	13:00	Fine	008227	2.8361	2.8471	19377.20	19378.20	1.00	1.37	1.37	1.37	82	133
16-Apr-14	14:25	Fine	008798	2.8558	2.8646	19378.20	19379.20	1.00	1.37	1.37	1.37	82	107
22-Apr-14	8:25	Rainy	008223	2.8282	2.8430	19403.20	19404.20	1.00	1.37	1.37	1.37	82	180
22-Apr-14	9:37	Rainy	008881	2.8604	2.8738	19404.20	19405.20	1.00	1.37	1.37	1.37	82	163
22-Apr-14	10:49	Rainy	008878	2.8634	2.8804	19405.20	19406.20	1.00	1.37	1.37	1.37	82	207



Location: MA1e - International Finance Centre (Eastern Wing)

Report on 24-hour TSP monitoring

Action Level ($\mu\text{g}/\text{m}^3$) - 173.4

Limit Level ($\mu\text{g}/\text{m}^3$) - 260

Date	Sampling Time	Weather Condition	Filter paper no.	Filter Weight, g		Elapse Time, hr		Sampling Time, hr	Flow Rate, m^3/min			Total Volume, m^3	TSP Level, $\mu\text{g}/\text{m}^3$
				Initial	Final	Initial	Final		Initial, Q_{si}	Final, Q_{sf}	Average		
28-Mar-14	8:00	Rainy	008288	2.8470	2.9993	14946.87	14970.87	24.00	1.34	1.34	1.34	1935	79
3-Apr-14	8:00	Rainy	008372	2.8556	2.9250	15000.87	15024.87	24.00	1.31	1.31	1.31	1886	37
9-Apr-14	8:00	Rainy	008409	2.8439	2.9308	15027.87	15051.87	24.00	1.31	1.31	1.31	1884	46
15-Apr-14	8:00	Fine	008421	2.8630	3.0330	15054.87	15078.87	24.00	1.31	1.31	1.31	1884	90
21-Apr-14	8:00	Rainy	008392	2.8417	2.9995	15081.87	15105.87	24.00	1.31	1.30	1.30	1879	84

Report on 1-hour TSP monitoring

Action Level ($\mu\text{g}/\text{m}^3$) - 325.1

Limit Level ($\mu\text{g}/\text{m}^3$) - 500

Date	Sampling Time	Weather Condition	Filter paper no.	Filter Weight, g		Elapse Time, hr		Sampling Time, hr	Flow Rate, m^3/min			Total Volume, m^3	TSP Level, $\mu\text{g}/\text{m}^3$
				Initial	Final	Initial	Final		Initial, Q_{si}	Final, Q_{sf}	Average		
29-Mar-14	14:00	Rainy	008295	2.8310	2.8453	14970.87	14971.87	1.00	1.34	1.34	1.34	81	177
29-Mar-14	15:02	Rainy	008305	2.8396	2.8420	14971.87	14972.87	1.00	1.34	1.34	1.34	81	30
29-Mar-14	16:18	Rainy	008373	2.8565	2.8620	14972.87	14973.87	1.00	1.34	1.34	1.34	81	68
4-Apr-14	9:05	Cloudy	008370	2.8578	2.8682	15024.87	15025.87	1.00	1.35	1.35	1.35	81	129
4-Apr-14	10:08	Cloudy	008165	2.8246	2.8416	15025.87	15026.87	1.00	1.35	1.35	1.35	81	210
4-Apr-14	13:00	Cloudy	008406	2.8353	2.8426	15026.87	15027.87	1.00	1.31	1.31	1.31	79	93
10-Apr-14	8:50	Rainy	008411	2.8432	2.8448	15051.87	15052.87	1.00	1.31	1.31	1.31	78	20
10-Apr-14	10:00	Rainy	008414	2.8676	2.8685	15052.87	15053.87	1.00	1.34	1.34	1.34	81	11
10-Apr-14	13:00	Rainy	008417	2.8690	2.8702	15053.87	15054.87	1.00	1.31	1.31	1.31	78	15
16-Apr-14	9:30	Fine	008424	2.8526	2.8590	15078.87	15079.87	1.00	1.34	1.31	1.33	80	80
16-Apr-14	10:35	Fine	008427	2.8669	2.8736	15079.87	15080.87	1.00	1.34	1.31	1.33	80	84
16-Apr-14	13:00	Fine	008430	2.8610	2.8676	15080.87	15081.87	1.00	1.34	1.31	1.33	80	83
22-Apr-14	8:27	Rainy	008397	2.8552	2.8599	15105.87	15106.87	1.00	1.34	1.30	1.32	79	59
22-Apr-14	9:36	Rainy	008400	2.8456	2.8497	15106.87	15107.87	1.00	1.34	1.30	1.32	79	52
22-Apr-14	10:39	Rainy	008785	2.8455	2.8504	15107.87	15108.87	1.00	1.34	1.30	1.32	79	62



Location: MA1w - International Finance Centre (Western Wing)

Report on 24-hour TSP monitoring

Action Level ($\mu\text{g}/\text{m}^3$) - 173.4
Limit Level ($\mu\text{g}/\text{m}^3$) - 260

Date	Sampling Time	Weather Condition	Filter paper no.	Filter Weight, g		Elapse Time, hr		Sampling Time, hr	Flow Rate, m^3/min			Total Volume, m^3	TSP Level, $\mu\text{g}/\text{m}^3$
				Initial	Final	Initial	Final		Initial, Q_{si}	Final, Q_{sf}	Average		
28-Mar-14	8:00	Rainy	008289	2.8428	2.9797	14995.39	15019.39	24.00	1.33	1.33	1.33	1920	71
4-Apr-14	14:02	Cloudy	008408	2.8494	3.0475	15052.39	15076.39	24.00	1.37	1.34	1.36	1951	102
9-Apr-14	8:00	Rainy	008383	2.8592	2.9613	15076.39	15100.39	24.00	1.33	1.33	1.33	1921	53
15-Apr-14	8:00	Fine	008422	2.8585	3.0543	15103.40	15127.40	24.00	1.35	1.35	1.35	1948	101
21-Apr-14	8:00	Rainy	008393	2.8563	3.0098	15130.40	15154.40	24.00	1.35	1.35	1.35	1943	79

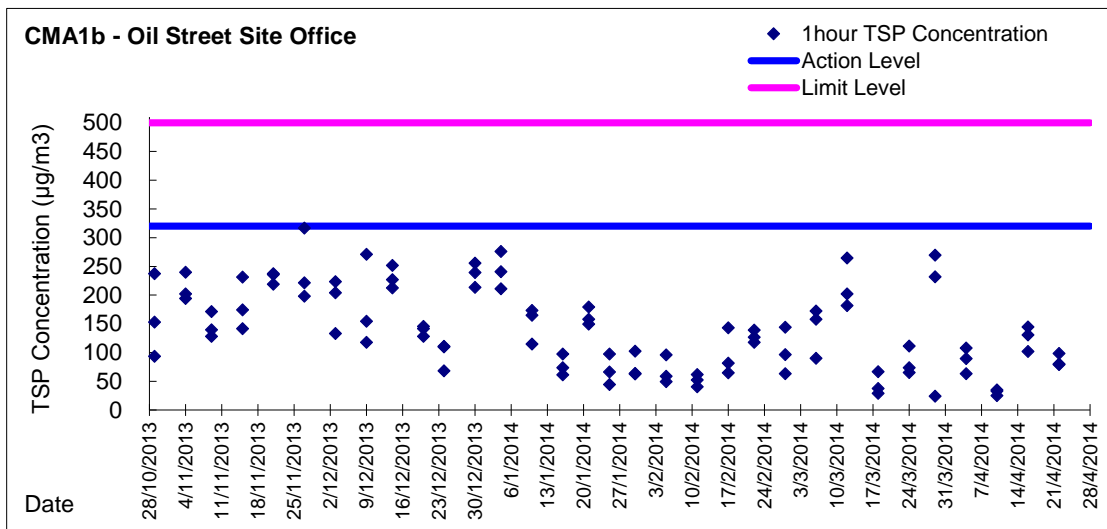
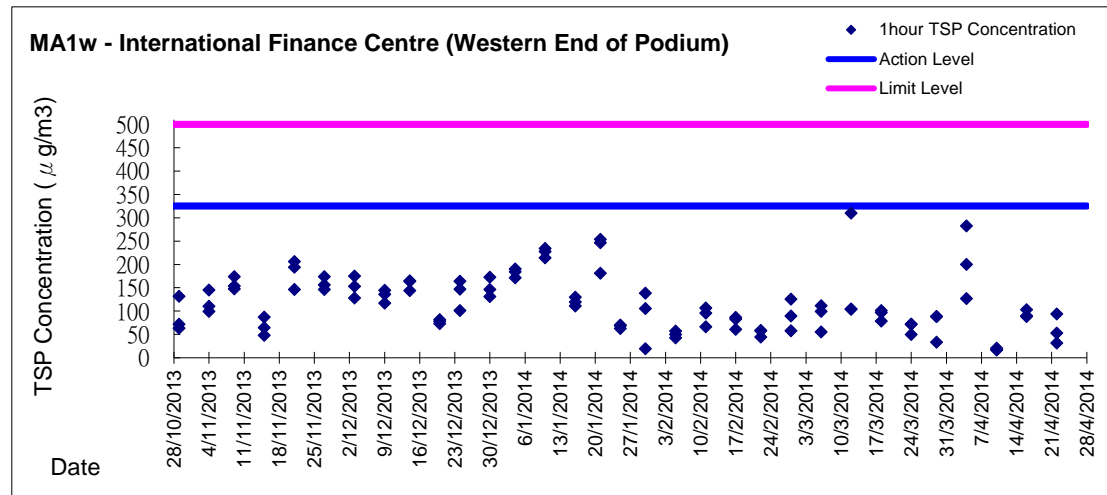
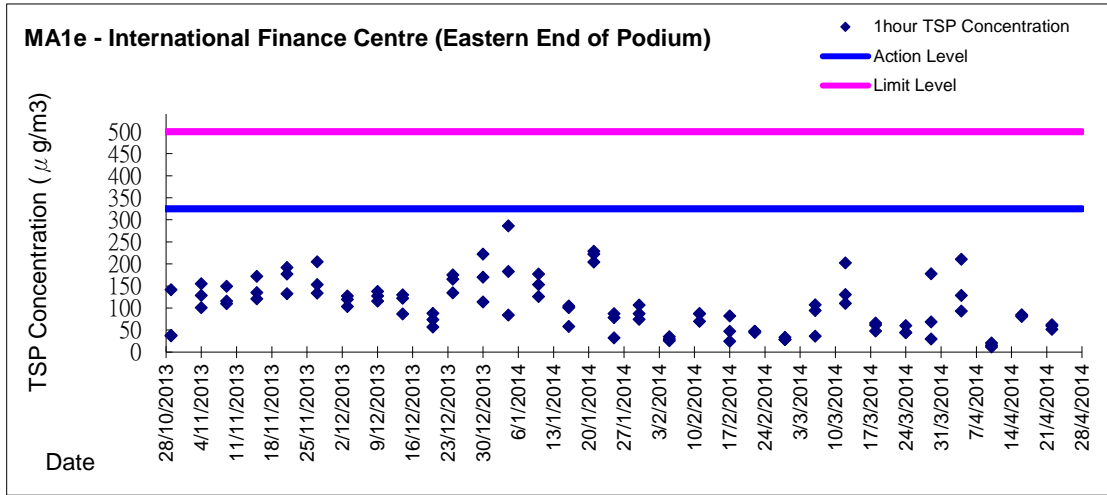
Remarks: Due to electricity interruption, the 24hr TSP monitoring was rescheduled from 3 April 2014 to 4 April 2014

Report on 1-hour TSP monitoring

Action Level ($\mu\text{g}/\text{m}^3$) - 325.1
Limit Level ($\mu\text{g}/\text{m}^3$) - 500

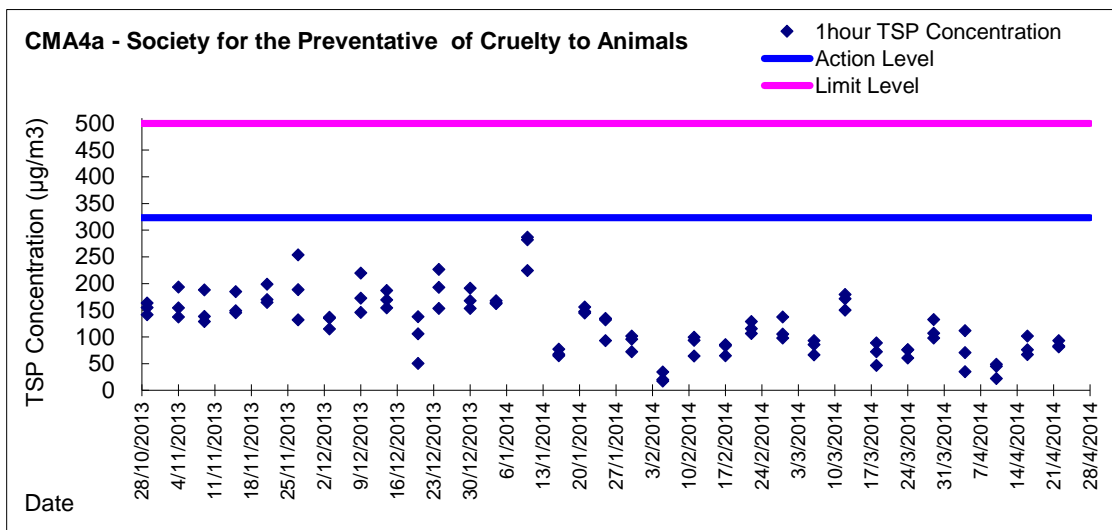
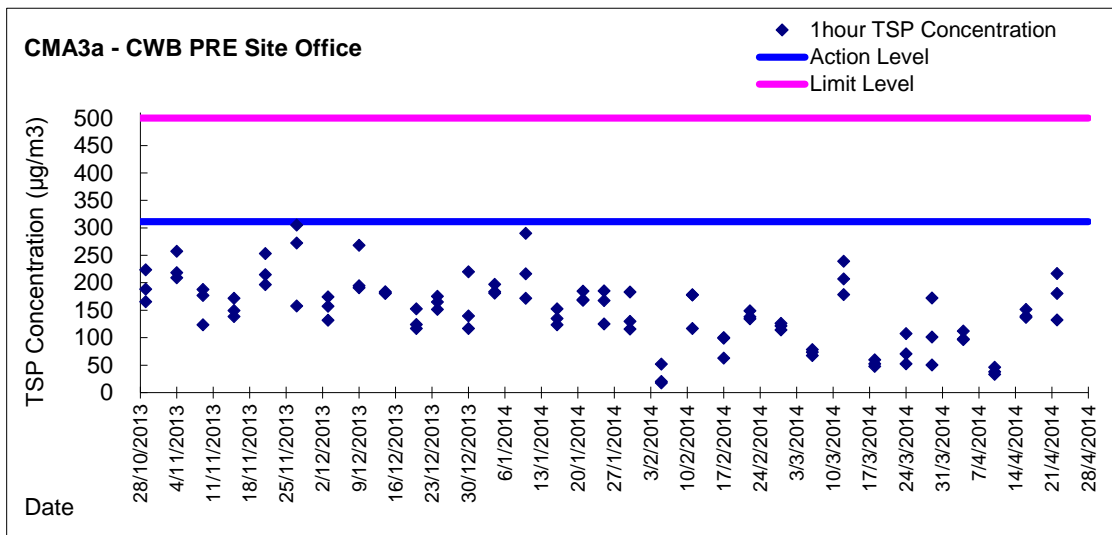
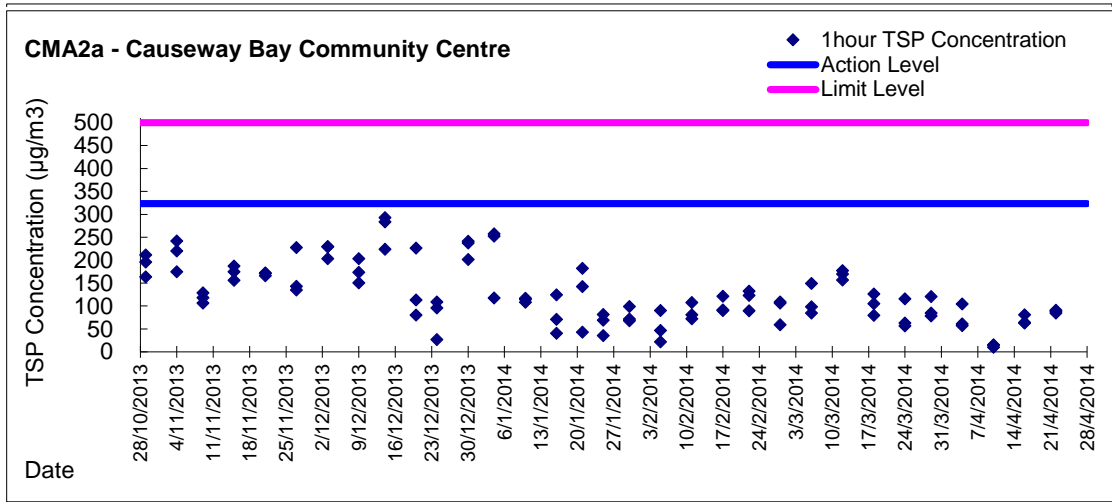
Date	Sampling Time	Weather Condition	Filter paper no.	Filter Weight, g		Elapse Time, hr		Sampling Time, hr	Flow Rate, m^3/min			Total Volume, m^3	TSP Level, $\mu\text{g}/\text{m}^3$
				Initial	Final	Initial	Final		Initial, Q_{si}	Final, Q_{sf}	Average		
29-Mar-14	8:56	Rainy	008296	2.8274	2.8301	15019.39	15020.39	1.00	1.33	1.33	1.33	80	34
29-Mar-14	10:00	Rainy	008298	2.8237	2.8308	15020.39	15021.39	1.00	1.33	1.33	1.33	80	89
29-Mar-14	13:00	Rainy	008303	2.8309	2.8380	15021.39	15022.39	1.00	1.33	1.33	1.33	80	89
4-Apr-14	9:02	Cloudy	008304	2.8259	2.8492	15049.39	15050.39	1.00	1.37	1.37	1.37	82	283
4-Apr-14	10:04	Cloudy	008164	2.8276	2.8432	15050.39	15051.39	1.00	1.30	1.30	1.30	78	200
4-Apr-14	13:00	Cloudy	008405	2.8180	2.8285	15051.39	15052.39	1.00	1.37	1.37	1.37	82	127
10-Apr-14	9:02	Rainy	008412	2.8466	2.8480	15100.39	15101.39	1.00	1.35	1.35	1.35	81	17
10-Apr-14	10:08	Rainy	008415	2.8439	2.8453	15101.39	15102.39	1.00	1.37	1.37	1.37	82	17
10-Apr-14	13:00	Rainy	008418	2.8707	2.8724	15102.39	15103.39	1.00	1.37	1.37	1.37	82	21
16-Apr-14	9:33	Fine	008425	2.8693	2.8766	15127.40	15128.40	1.00	1.35	1.35	1.35	81	90
16-Apr-14	10:39	Fine	008428	2.8658	2.8730	15128.40	15129.40	1.00	1.35	1.35	1.35	81	89
16-Apr-14	13:00	Fine	008431	2.8572	2.8657	15129.40	15130.40	1.00	1.37	1.37	1.37	82	103
22-Apr-14	8:33	Rainy	008398	2.8481	2.8523	15154.40	15155.40	1.00	1.29	1.33	1.31	79	53
22-Apr-14	9:40	Rainy	008401	2.8484	2.8510	15155.40	15156.40	1.00	1.35	1.35	1.35	81	32
22-Apr-14	10:48	Rainy	008786	2.8531	2.8607	15156.40	15157.40	1.00	1.35	1.35	1.35	81	94

Graphic Presentation of 1 hour TSP Result

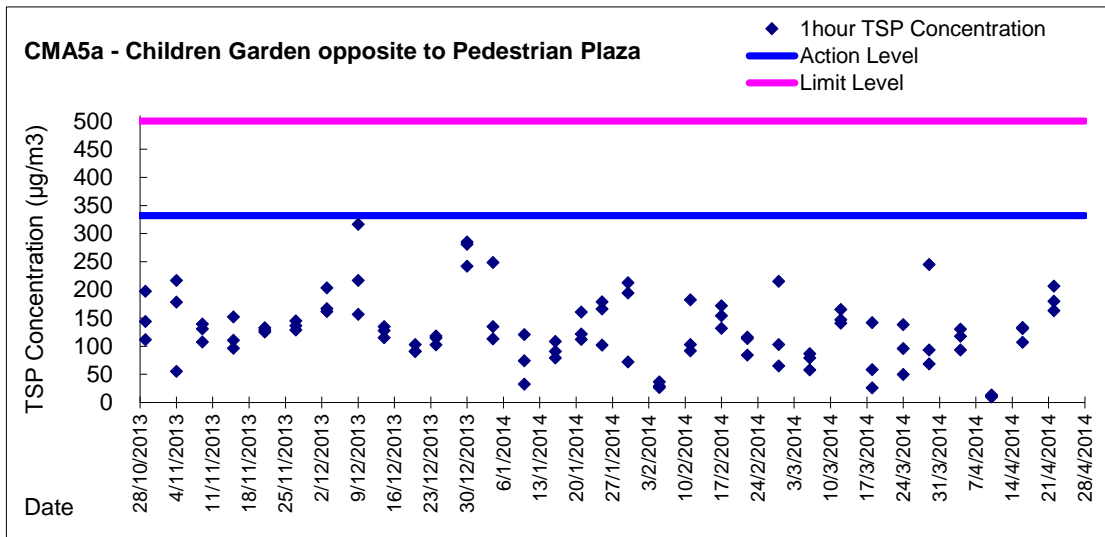




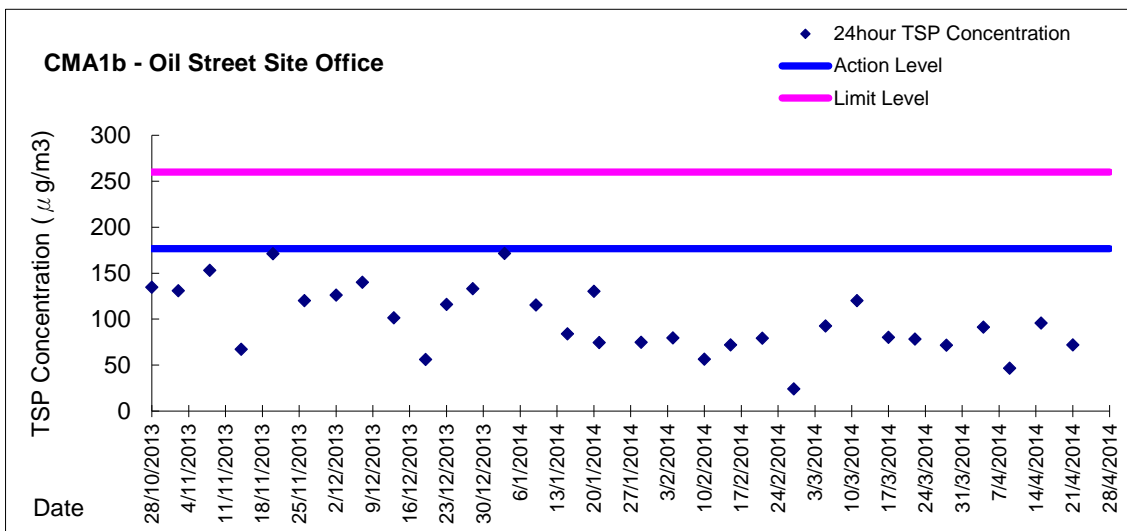
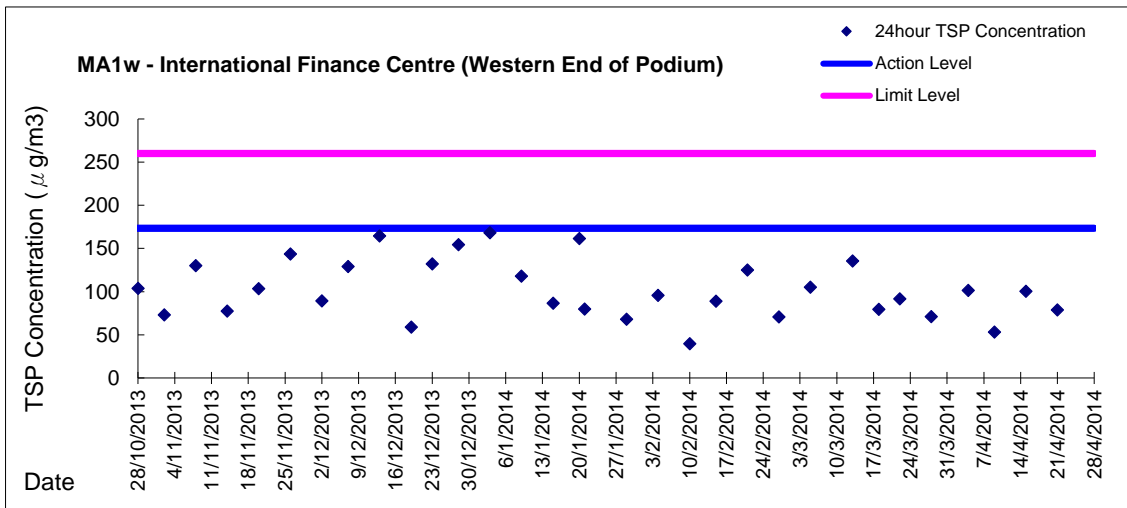
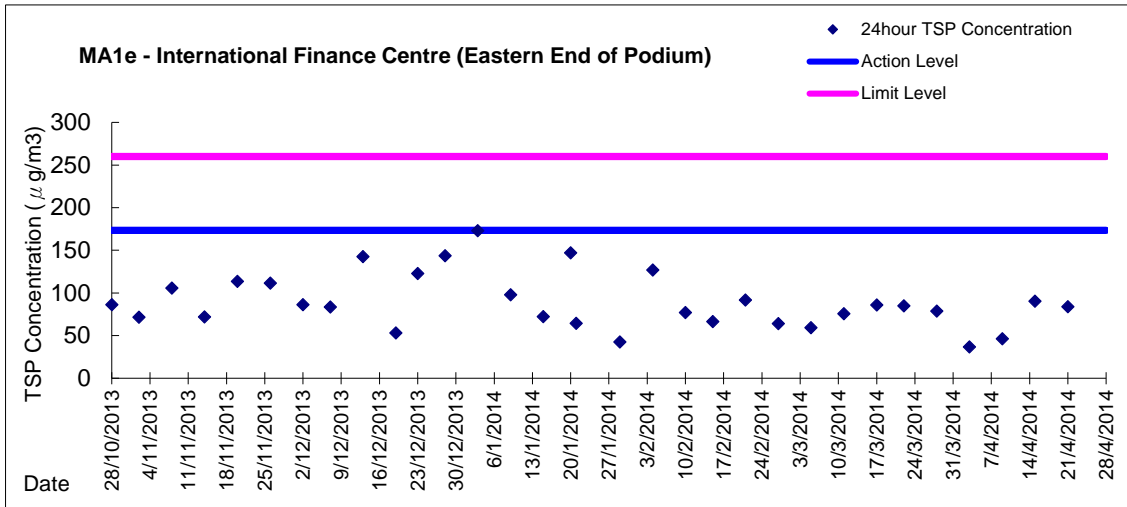
Graphic Presentation of 1 hour TSP Result



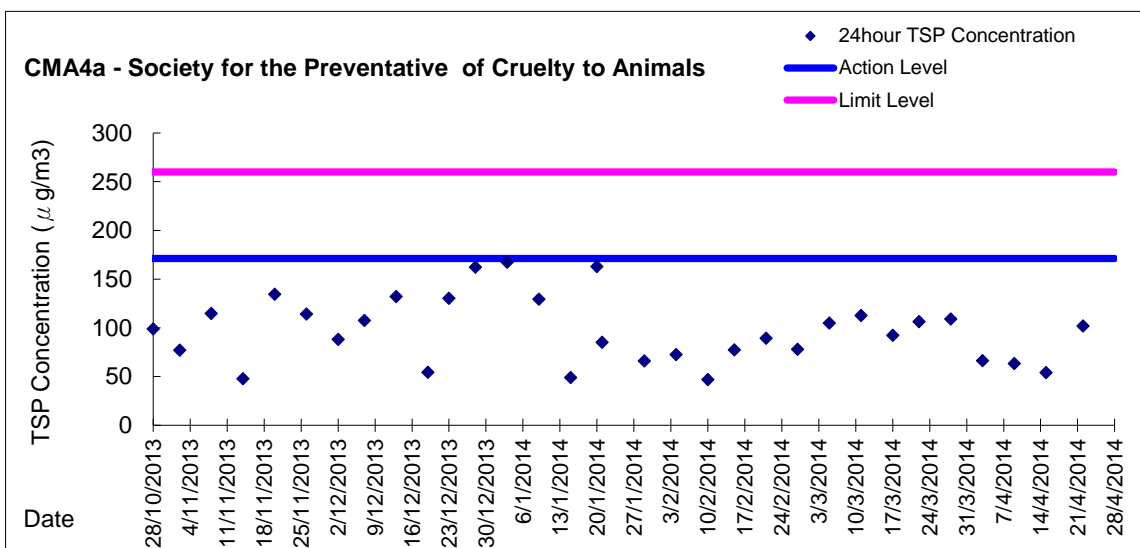
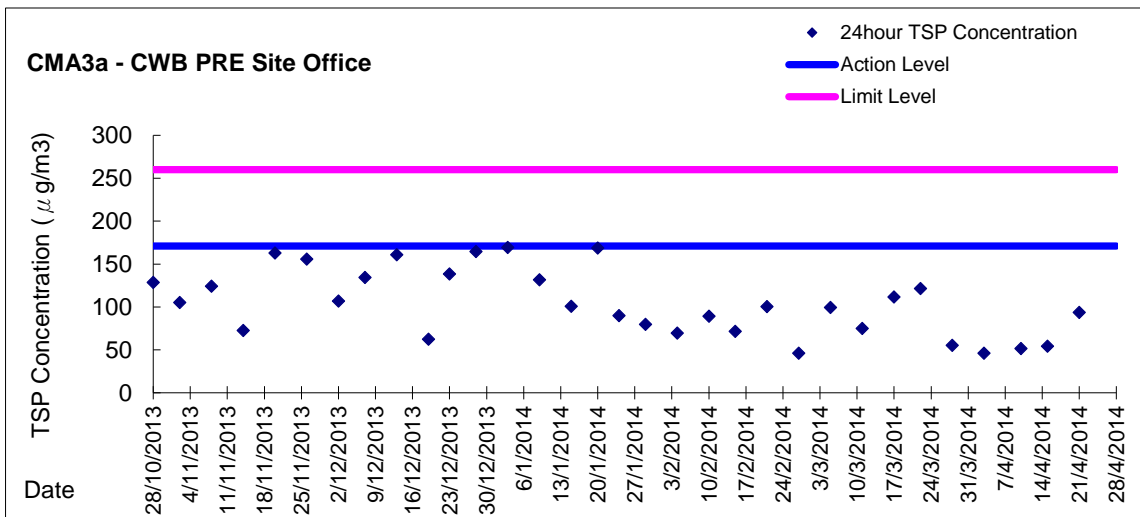
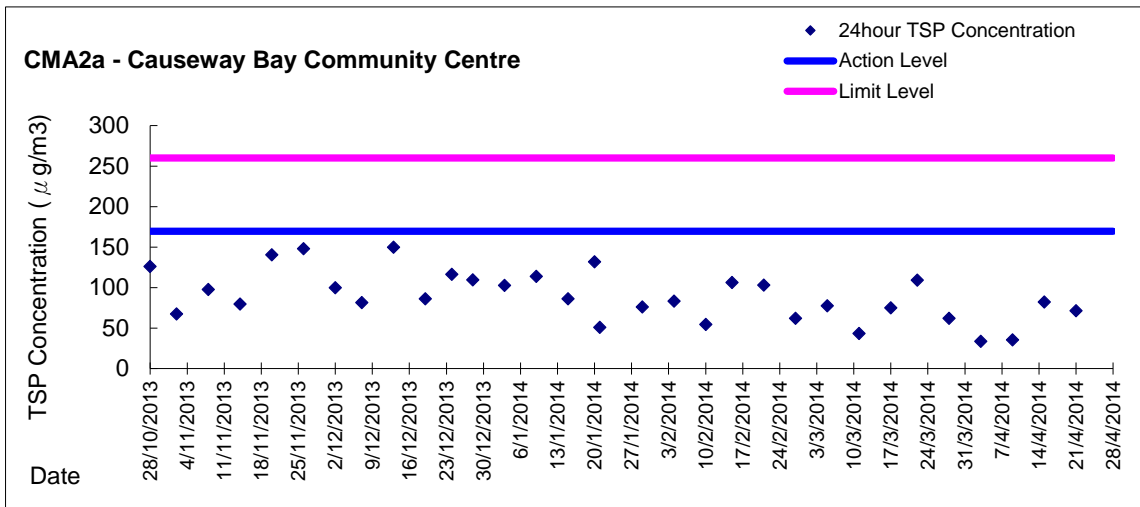
Graphic Presentation of 1 hour TSP Result



Graphic Presentation of 24 hour TSP Result



Graphic Presentation of 24 hour TSP Result



Graphic Presentation of 24 hour TSP Result

